



**2019 IN NUMBERS**

# NUMBER OF ROUNDS SHOT OUTDOORS

Round	Gents	Gents U18	Gents U16	Gents U14	Gents U12	Ladies	Ladies U18	Ladies U16	Ladies U14	Ladies U12
WA 1440 Gents	20									
WA 1440 Ladies / Metric I	4	1				17				
WA 1440 Cadet Ladies / Metric II	1		1			3		1		
Metric III	3		1			4		2		
Metric IV						2			4	
Metric V		1				1				
Long Metric Gents	8	1								
Long Metric Ladies						2				
Long Metric I	6					2				
Long Metric II	2					4		1		
Long Metric III	3		1			3				
Long Metric IV	3	2	1			3			1	
Long Metric V	2					2				
Short Metric I	2					1				
Short Metric II	1		1							
Short Metric III	1					1				
Short Metric IV	3				1	1				
Short Metric V	1				2	1				
WA 70m	19					32				
WA 60m	11					1		3		
WA 50m	2		1							
Metric 122-50									3	
York	9					1				
Hereford / Bristol I	6	2				6				
Bristol II	2					3				
Bristol III		1		1				3		
Bristol IV									4	
St George	1									
Albion	1									
Windsor	2									
Short Windsor	1					1				
Western	6					1				
Short Western						1		1		
New National	6					1				
Long National	2					1				
National	7					8				
Junior National	1					2			1	
Short Junior National					1			1		
Warwick	14					7				
Short Warwick	9	1				3		1		
Junior Warwick		1				3				
Short Junior Warwick	2	1			2					
Frostbite	15	1				6		1	1	

# NUMBER OF ROUNDS SHOT INDOORS

Round	Gents	Gents U18	Gents U16	Gents U14	Gents U12	Ladies	Ladies U18	Ladies U16	Ladies U14	Ladies U12
Portsmouth	107	14	4	4	3	66	2	9	3	5
Portsmouth (Triple Face)	6	1	1			1		1		
Bray I	21				2	18				2
WA 18m	30	2	1	1		24	1	2		2
WA 18m (Triple Face)	12	1	2			5		2		
Worcester	16	2	4	1		10	1	2		

770

ROUNDS  
SUBMITTED  
BY 80  
ARCHERS

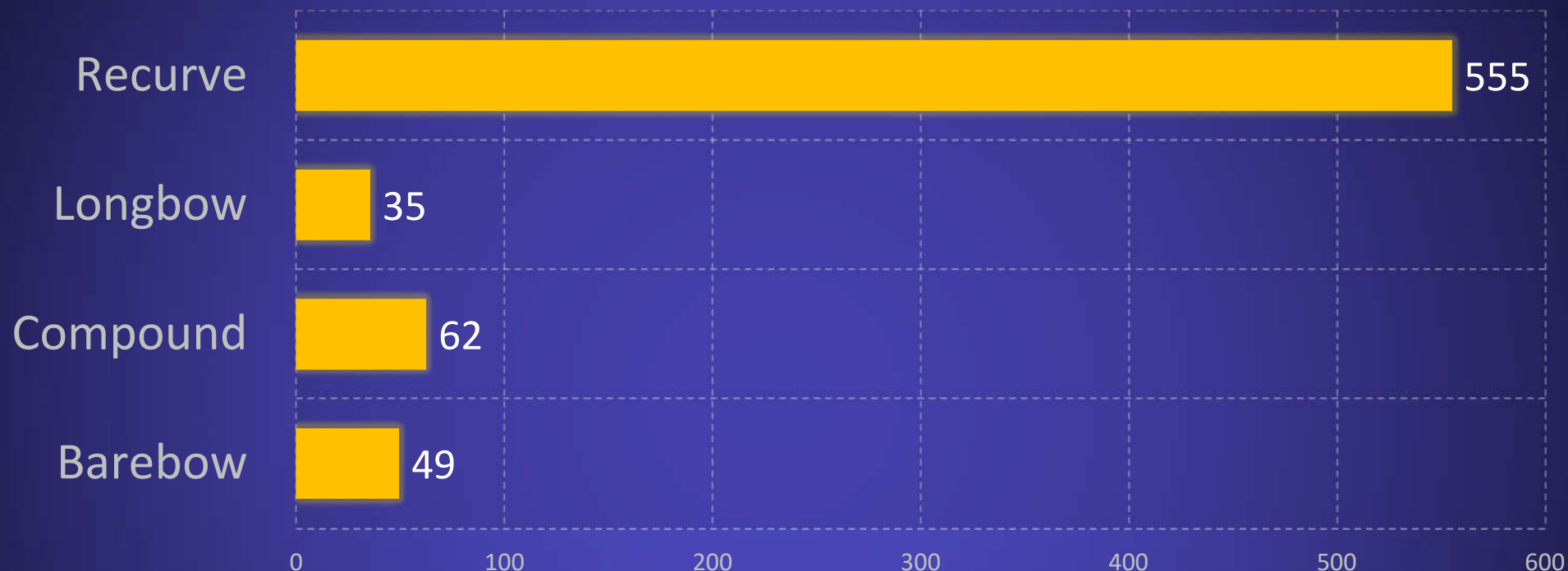


# ROUNDS SHOT

This page shows details of the different rounds that were shot (and submitted) by different groups.

# BOWSTYLES

Recurve still dominates the number of rounds shot, but the numbers of people shooting barebow, longbow and compound have all increased this year.



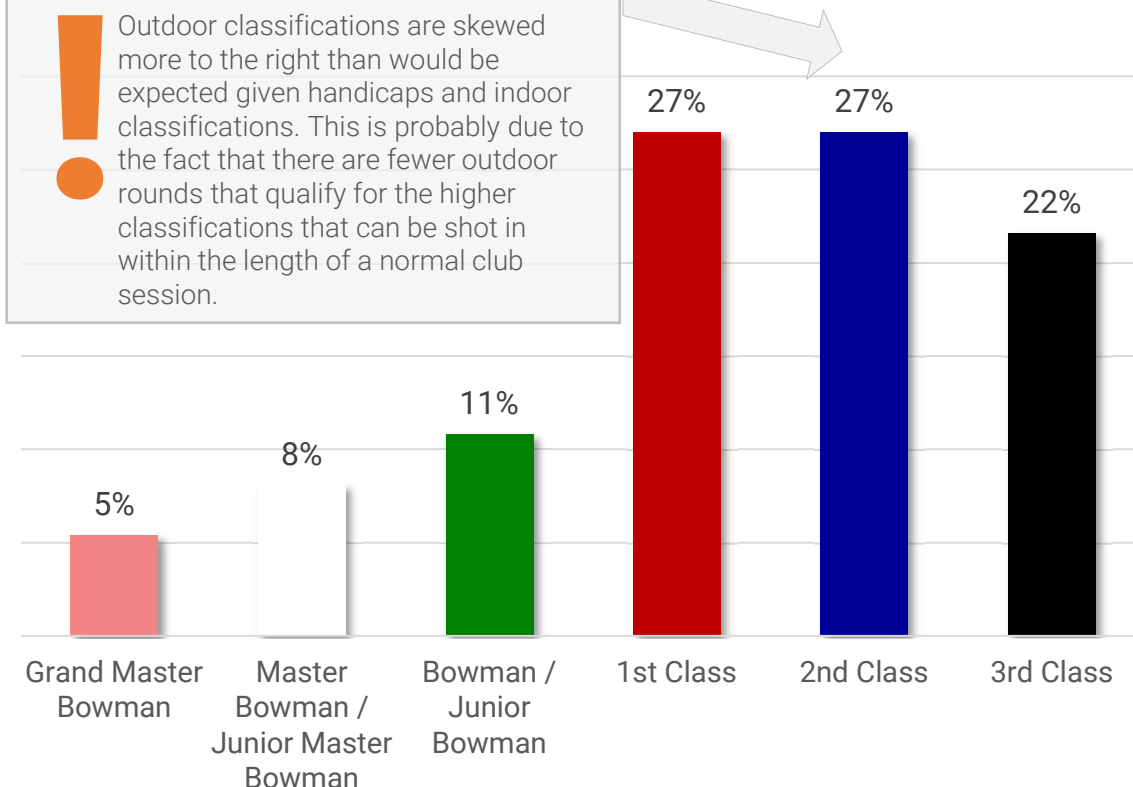
	Gents	Gents U18	Gents U16	Gents U14	Gents U12	Ladies	Ladies U18	Ladies U16	Ladies U14	Ladies U12
Barebow	23	3	5			18				
Compound	43	10	8			3				
Longbow						37				
Recurve	286	18	6	7	12	181	4	30	17	9

# CLASSIFICATIONS

48 ARCHERS IMPROVED OR MAINTAINED THEIR CLASSIFICATION IN 2019

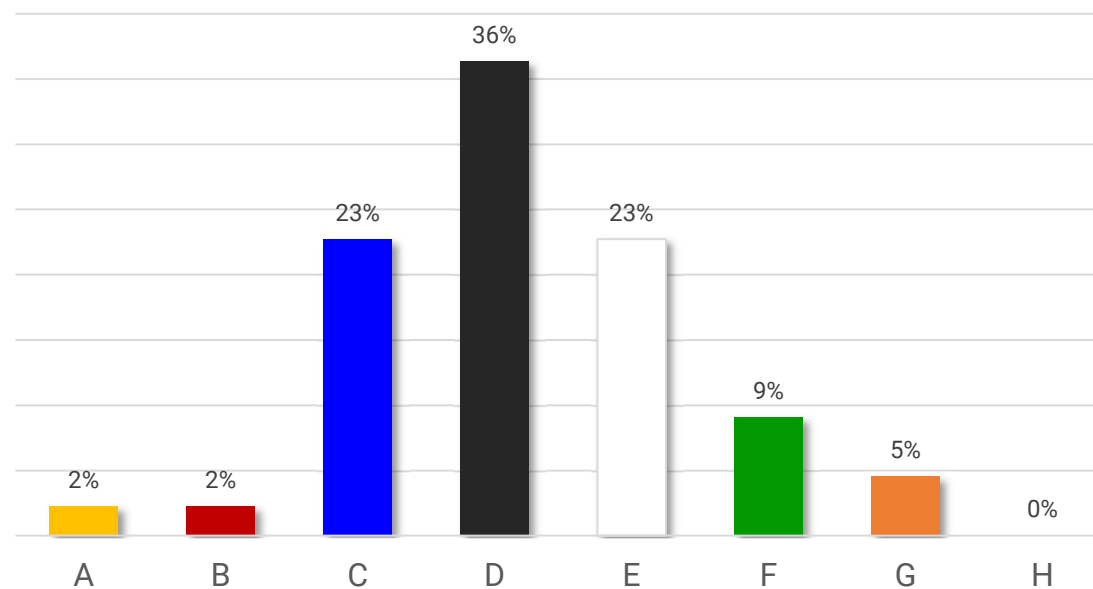
DISTRIBUTION OF THE CLUB'S  
CURRENT

## OUTDOOR CLASSIFICATIONS




DISTRIBUTION OF THE CLUB'S  
CURRENT

## INDOOR CLASSIFICATIONS



2018

Bowman / Junior Bowman

Master Bowman / Junior  
Master Bowman1<sup>st</sup> Class2<sup>nd</sup> Class3<sup>rd</sup> ClassNo previous  
classification

Grand Master Bowman

Master Bowman / Junior Master  
Bowman

Bowman / Junior Bowman

1<sup>st</sup> Class2<sup>nd</sup> Class3<sup>rd</sup> Class

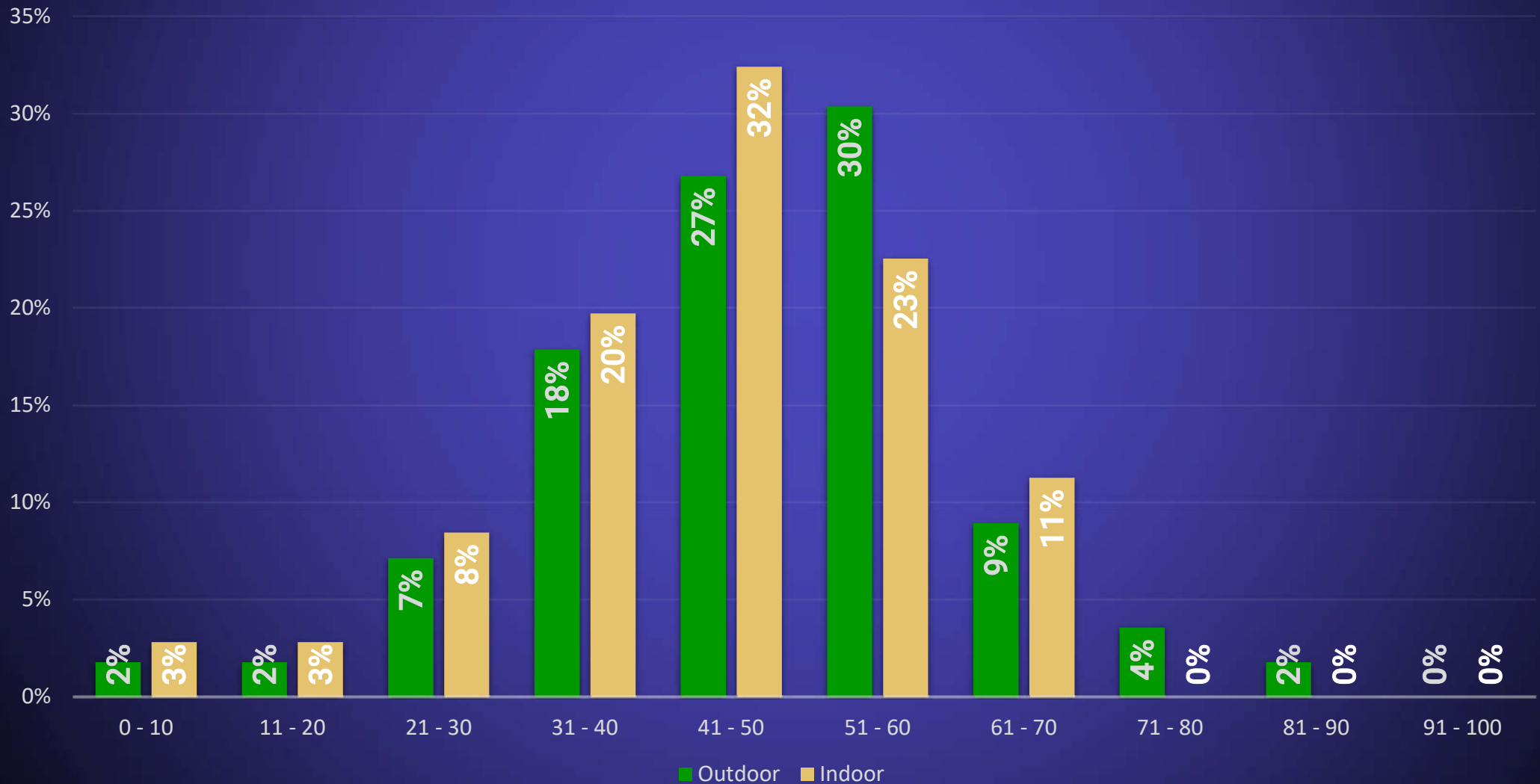
2019

# CLASSIFICATION CHANGES

This chart shows the change in outdoor classifications between 2018 and 2019. The width of the bar flowing out of each 2018 group shows the number of people changing to the each new class. You can clearly see people's classifications shifting upwards, as well as a large cohort of previously unclassified new members getting 2<sup>nd</sup> and 3<sup>rd</sup> class classifications in their first season.

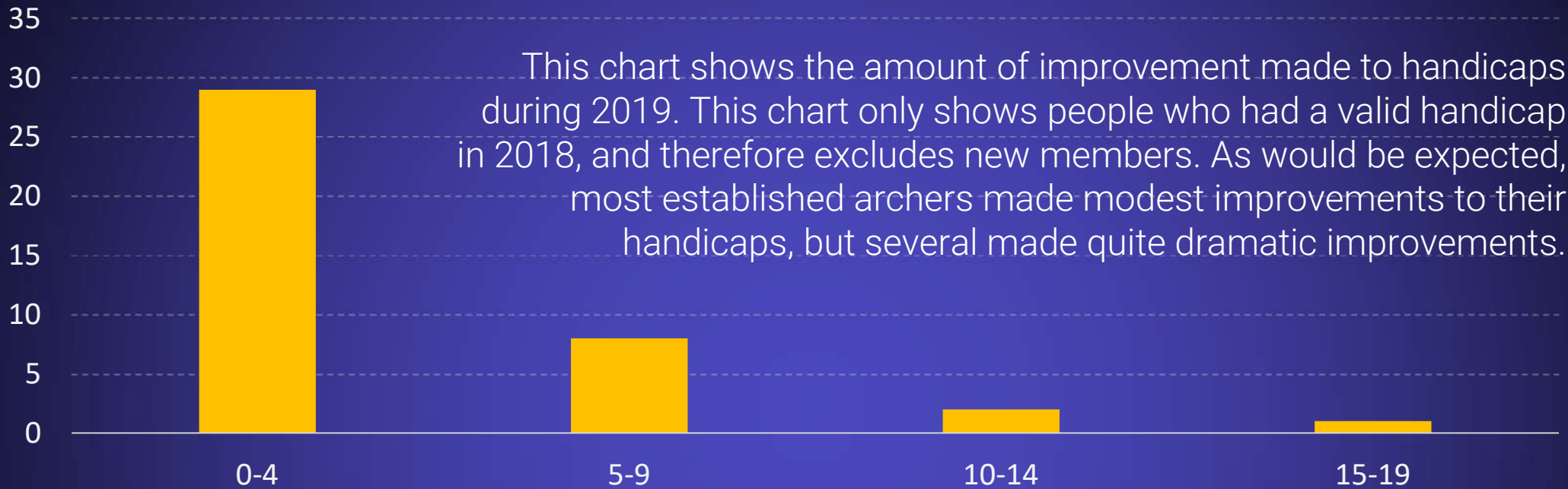
# HANDICAPS

Outdoor and indoor handicaps are broadly similar, although the greater number of indoor rounds shot probably means that the indoor handicaps are a more accurate reflection of the archers' true handicaps.





# HANDICAP IMPROVEMENT

This chart shows the amount of improvement made to handicaps during 2019. This chart only shows people who had a valid handicap in 2018, and therefore excludes new members. As would be expected, most established archers made modest improvements to their handicaps, but several made quite dramatic improvements.



This plot shows the individual handicap improvements, with the curve starting on the 2018 handicap and finishing on the 2019 handicaps. Again, this is only for archers who had a 2018 handicap, which explains why there is not a set of curves starting at 100 for new members. Our handicap improvement medal went to this person.

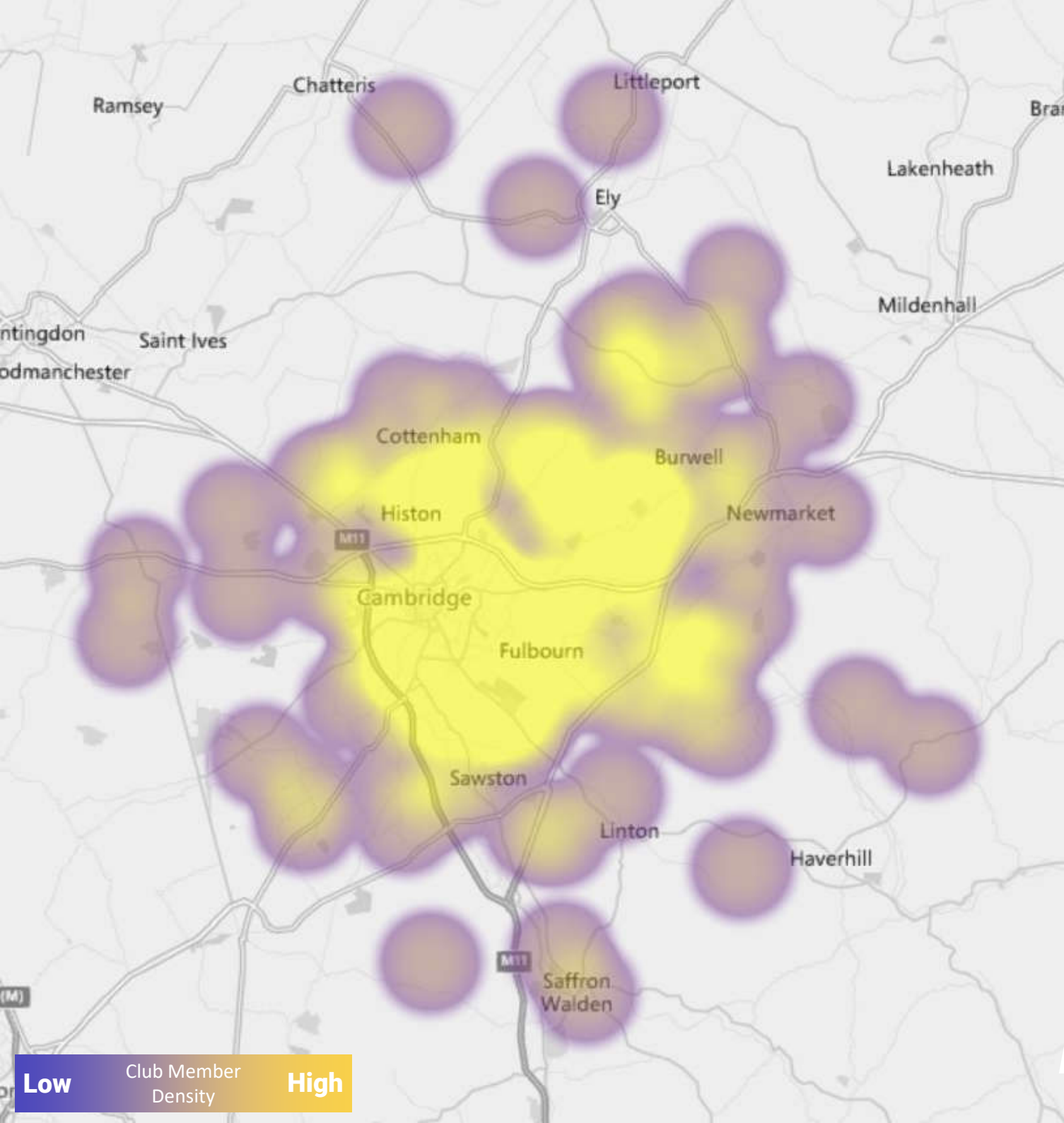




## GENDER AND AGE DIVERSITY

Male (58%)		Female (42%)	
Senior (44%)	Junior (15%)	Senior (31%)	Junior (11%)

# MEMBER PROFILE



Unsurprisingly due to its location, the geographical distribution of the club's members is focussed to the North-East of Cambridge. Central and South-West Cambridge are also well-represented, and a scattering of members from further afield into Bedfordshire and Suffolk.

# MEMBER LOCATIONS

# 2019 HIGHLIGHTS



Jess wins the Ladies Recurve National Tour



Two new Grand Master Bow(wo)man classifications!



Peacock is awarded Archery GB's Young People Specialism



Summer tournament moves very successfully to new venue



Permanent backnet installed, reducing set up time and increasing shooting time.



Jess sets national York record and WORLD RECORD for the double WA70m.



Sophie selected for AGB National Age Group Academy



3 new layered foam bosses

## Facts and figures

- We have 126 members, making us the largest club in Cambridgeshire
- We have 5 Outdoor and 4 Indoor County Champions
- 5 of our archers finished in the top 10 of the national rankings for their categories and age-groups.